




# MAHARAJA AGRASEN INSTITUTE OF TECHNOLOGY

(Affiliated to Guru Gobind Singh Indraprastha University, Delhi)

Department of Management (MBA)  
Under the Aegis of IQAC

“How to Crack a Group Discussion”  
Held on  
22<sup>nd</sup> September, 2021

## A Report



# MAHARAJA AGRASEN INSTITUTE OF TECHNOLOGY, DELHI


(Approved by AICTE & Affiliated to GGSIP University)

**DEPARTMENT OF MANAGEMENT (MBA)**

**Under the Aegis of IQAC  
presents  
Interactive Session on**

## HOW TO CRACK A GROUP DISCUSSION

**22<sup>nd</sup> September, 2021 (Wednesday)  
5:00 pm onwards**



**Ms. Anjali Chaturvedi**  
Business Analyst  
Ticketmaster

Event Joining Link: <https://tinyurl.com/2maum848>

**Faculty Coordinators**  
Dr. Anju Bharti & Mr. Rajiv Jain

**Student Coordinator**  
Ms. Tanya Saxena

**Organiser:** Department of Management, Maharaja Agrasen Institute of Technology

**Date:** September 22, 2021

**Timings:** 5:00 PM Onwards

**Venue:** MS Teams (Online Platform)

**Guest Speaker:** Ms. Anjali Chaturvedi, Business Analyst, Ticketmaster

**Faculty Coordinators:** Dr. Anju Bharti & Mr. Rajiv Jain

**Student Coordinator:** Ms. Tanya Saxena (MBA, 2<sup>nd</sup> Yr.)

An interactive session on “**How to crack a group discussion**” was organized by Department of Management, MBA, MAIT for MBA final year students (Batch 2020-22) on 22<sup>nd</sup> September, 2021 at online platform. Ms. Anjali Chaturvedi, Business Analyst, Ticketmaster was the guest speaker of the session. The objective of the session was to guide and motivate the students about how they can easily face the challenges during Group Discussions conducted by the employer.

The session started at 5:00 pm with a welcome speech by the student coordinator Ms. Tanya Saxena (MBA, Final year). Ms. Anjali provided valuable insights and gave the essential tips and tricks while participating in GD with the help of PowerPoint presentation.

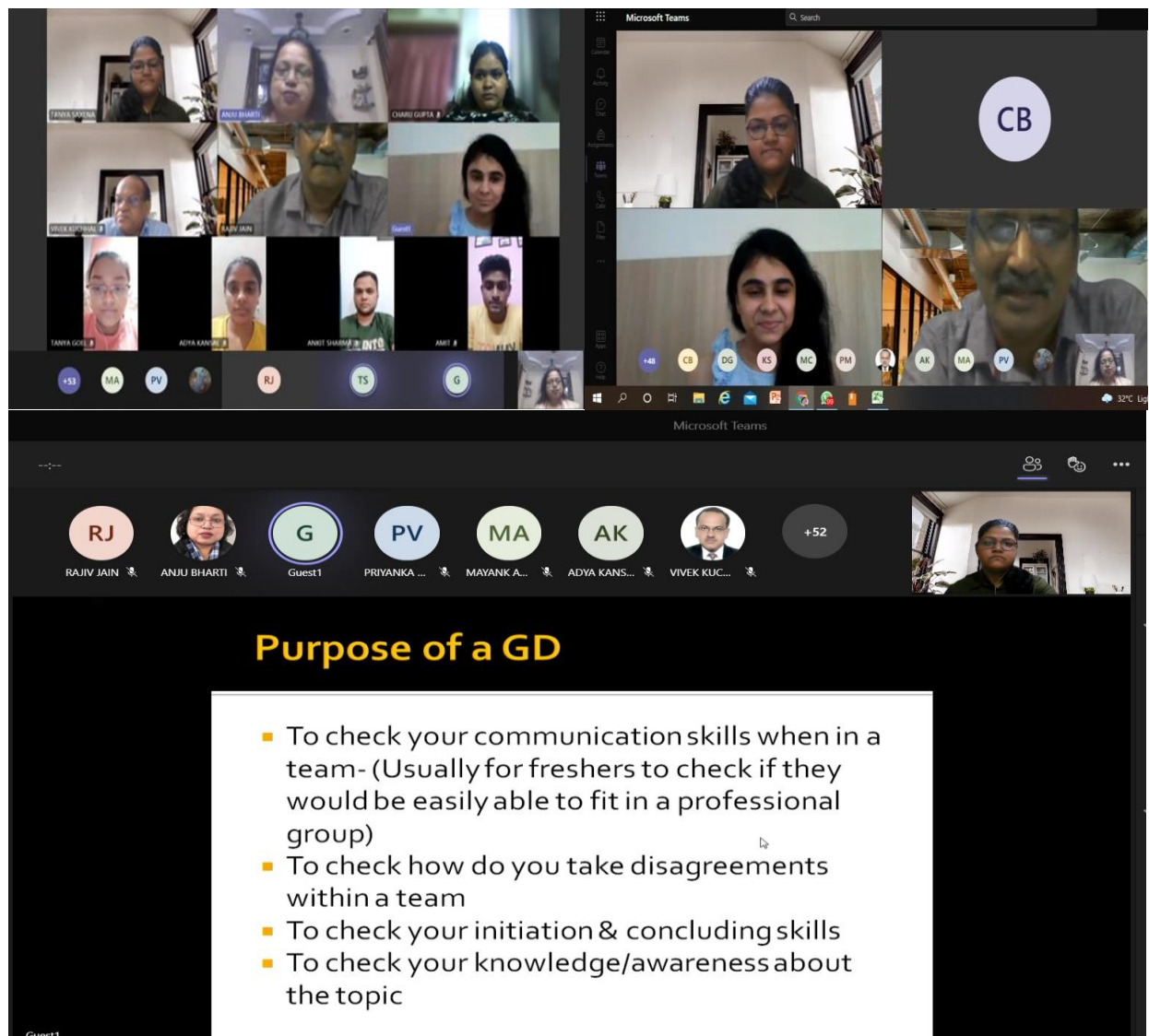
She enlightened the session by interacting with the students at the same time and explained the do's and don'ts of GD. She started the conversation regarding the purpose of a group discussion. The process of GD was explained in stepwise manner as to how one can take initiative on the given topic and can bring everyone on the platform for discussions following the methodology.

The queries from students were handled by Ms. Anjali very well. The students were very much satisfied by her tips regarding preparing the contents, current

affairs topics, etc. She also emphasized on correct body postures, eye contact and to be confident etc. while participating in GD.

The students must be acquainted with the management skills like team coordination, supporting other members for giving his/her views etc. as a good leader. The session was attended by 66 participants including faculty members of the department. The session was concluded by vote of thanks by Dr. Anju Bharti (Asst. Professor, MBA) & Mr. Rajiv Jain (Asst. Professor, MBA).

It was an interesting and knowledgeable session that would certainly help students to face challenges in near future for the final year batch.



The image shows a Microsoft Teams meeting interface. The top portion displays a grid of video thumbnails for various participants, including Dr. Anju Bharti and Mr. Rajiv Jain. Below the grid is a navigation bar with icons for chat, call, and other meeting controls. The bottom portion of the image shows a presentation slide with the following content:

### Purpose of a GD

- To check your communication skills when in a team- (Usually for freshers to check if they would be easily able to fit in a professional group)
- To check how do you take disagreements within a team
- To check your initiation & concluding skills
- To check your knowledge/awareness about the topic