



Maharaja Agrasen Institute of Technology

Department of Management, MBA

Dossier

On

Webinar on Data Analytics and Visualization Using

MS –Excel

Held On

11th May 2021

MAHARAJA AGRASEN INSTITUTE OF TECHNOLOGY, DELHI
(Approved by AICTE & Affiliated to GGSIP University)

DEPARTMENT OF MANAGEMENT (MBA)
is organizing a Webinar
Data Analytics & Visualization
using Microsoft Excel
11th May 2021 (Tuesday), 12:30 PM to 1:30 PM

Speaker :  **Mr. Anil Dhawan**
Automation Consultant & Instructor
Founder at Analytics Training Hub & Online Excel Tip
Through go to Webinar. Link will be shared after Registration.

S. No.	Particulars	Page No.
1.	Form-A : Proposal to organize an event	3
2.	Form B : Part I - Aim of the event Part II – Abstract Part III –Conclusion Part IV – Snap Shot	4 4-5 5 6

Event Incharge:

Dr. Sukhvinder Singh : Assistant Professor

Dr. Amit Gupta

HOD, Department of Management, MBA

FORM A

Proposal:

Name of the Event: Webinar on Data Analytics and Visualization Using
MS –Excel

Location : Department of Management MAIT , Rohini , Delhi

Date : 11th May 2021

Time : 12:30 PM – 2:00 PM

Organized By : Department of Management, MBA, MAIT

Motivational Objective :

Data Analytics course concludes with data, operation, model, applications, techniques, and communication. It is a study of the allocated data with them help of statistical and operations analysis. The user can predict the models, optimization techniques and the communication directly result in people associated with the organization. Any business model or decision making is entirely based on quantitative methods and evidence-based data. Business data needs big data. Therefore many organization uses business data to attain a better insight essential for business decision and strategy for growth. This webinar attempt to highlight the importance and means of learning Data Analytics and Visualization using MS Excel .

Form B

Part 1

Aim of the event:

The aim of conducting webinar was to expose students to the field of Data Analytics and Data Visualization through MS- Excel so that they can develop interest and can further learn and acquire new skills.

Part 2

Abstract:

Maharaja Agrasen Institute of Technology, Department of Management organized webinar on 11Th May 2021, on the topic Data Analytics and Visualization for MBA – II and IV semester students in association with Analytics Training Hub (ATH). Analytics Training Hub, a unit of Medhya Analytics Solutions Pvt. Ltd. It is founded by Anil Dhawan in 2016. ATH offers a range of training courses in the Analytics domain for students from every stream as well as for the working professionals. The platform offers specialized training in leading Data Analytics and Visualization technologies and platforms like Advanced Excel, Google Spreadsheet, Automating Business Reports using Spreadsheet/Excel Programming, creating data visualization reports and dashboards, storytelling reports using Tableau, PowerBI, Alteryx , and many more. With a dedicated team of experienced technical trainers, the company has been continuously guiding, mentoring, and coaching the students and working professionals, and business individuals to let them develop solid industry oriented knowledge.

The speaker of the session was Mr Anil Dhawan .Mr. Anil Dhawan has over 8+ years' training and consulting experience and have trained thousands of corporate professionals and individuals for Excel & VBA across the world. Also, he has been offering his consulting services to start-ups, SMEs, Big Corporate and Business Individuals to setup their initial reporting, automating their ongoing reporting tasks and building reporting templates using Microsoft Excel & VBA skills.


The following topics were covered in the webinar

1. Presenting Newly Added Features to Modern Excel
2. Quick Tips & Tricks of Excel & VBA
3. Analyze Data
4. New Data Types
5. Glimpse of Newly Introduced Modern Excel Functions
6. Custom Function To Extract First Name using VBA

Conclusion

The session proved to be good learning experience for MBA students interested in exploring Data Analysis and Visualization as career choice. Webinar guided students as how to pursue learning data analytics and visualization using MS- Excel

Snap Shot:




**MAHARAJA AGRASEN INSTITUTE
OF TECHNOLOGY, DELHI**
(Approved by AICTE & Affiliated to GGSIP University)

DEPARTMENT OF MANAGEMENT (MBA)

is organizing a Webinar

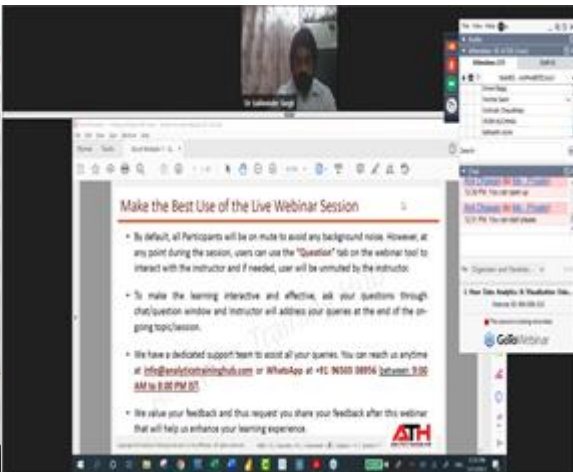
**Data Analytics & Visualization
using Microsoft Excel**

11th May 2021 (Tuesday), 12:30 PM to 1:30 PM

Speaker :  **Mr. Anil Dhawan**

Automation Consultant & Instructor
Founder at Analytics Training Hub & Online Excel Tip

Through go to Webinar. Link will be shared after Registration.



Excel Module 1 - Getting Started with Excel - Adobe Acrobat Reader DC (32-bit)

File Edit View Sign Window Help

Home Tools Excel Module 1 - G...

16 / 22 67.2%

Job Scope for MBA Students in Data Analytics World...

- Human Resource**
 - HR Analyst
 - Recruiting Specialists
- Operations**
 - Supply Chain Analyst
 - Logistics Manager
 - Procurement or Purchase Manager
- Marketing**
 - Market Researcher
 - Marketing Analyst
 - Content Marketing Manager
- Information Technology**
 - IT Analyst
 - Data Analyst
 - DBA

Copyright © Analytics Training Hub and / or its affiliates. All rights reserved. Shift = ⇧ | Function = Fn | Command = ⌘ | Option = ⌥ | Control = ⌘

ATH
ANALYTICS TRAINING HUB
GROW YOUR PRODUCTIVITY

Attendees: 83 of 101 (max)

Attendees (79)

NAMES - ALL
Abhishek Malik
Abhishek Sharma
ADYA KANSAL
Akanksha Katarmal
Akash Rana
Aman Goel
Amrit Walla
Anjali Bansal
Ankur Ahuja
Anoop Kumar Gupta
Anshree Lamba (Web
Avinash Chaturvedi
Charu Gupta

Search